

DARWIN FESTIVAL

7-24 AUGUST 2025

Duck Pond Access Guide

Proudly supported by



Introduction



Image description: Five acrobats perform on a reflective stage with purple-pink curtains; one in white is airborne above four in black.

Duck Pond is a reimagining of Swan Lake, through circus, physical theatre and cheeky humour.

It is suitable for all ages.

The performance takes place at The Playhouse theatre, which is inside Darwin Entertainment Centre.

To attend, you need to purchase a ticket. The performance is 1 hour 15 minutes.

Arrival



Image Description: Exterior view of the Darwin Entertainment Centre, featuring a glass-fronted building with a large entrance canopy and stairs.

Darwin Entertainment Centre is on Mitchell Street, in Darwin City.

The closest parking is under Darwin Entertainment Centre at the DoubleTree by Hilton underground carpark, with access via both Mitchell St and The Esplanade. The carpark uses licence recognition for payment on exit by card only.

Accessible parking is available in the DoubleTree by Hilton underground carpark with lift access available to street level.

There is limited street parking on Mitchell Street and the Esplanade.

Public transport can be taken to Mitchell St.

Entrance




Image Description: Reception area of the Darwin Entertainment Centre with a central desk, digital screens, tiled floor, and a plant to the right.

When you arrive at the entrance to the Darwin Entertainment Centre, you will need to show your tickets to Darwin Entertainment Centre staff. You cannot enter the building without your ticket.

You can print your ticket out or have it on your phone.

There may be a queue of people lining up to enter the building.

The Darwin Entertainment Centre Box Office opens one hour before each performance.

Toilets



Image Description: Two angled views of a "Ladies" restroom entrance with slightly open doors, revealing tiled interiors and nearby office space.

Toilets are located in the foyer of the Darwin Entertainment Centre. They are located at either side of the box office.

Accessible toilets are located on both the ground floor and first floor.

Baby change facilities are available in both the male and female ground floor toilets.

The Playhouse



Image Description: Carpeted staircase with dual handrails and a central landing, lit by natural light from upper windows.

The Playhouse theatre is situated on the 1st floor.

To access the 1st floor, there are two staircases at the entrance of the foyer.



Image Description: Hallway with a recessed elevator and two adjacent fire exit doors marked with safety signage.

There is also a lift. When entering the foyer, turn right and continue straight ahead to access the lift.

Darwin Entertainment Centre staff will be there to guide you.

Bar




Image Description: Indoor bar area with a counter featuring three service windows, roped lanes, carpeted flooring, and geometric ceiling decor.

On the 1st floor there is a bar where you can purchase snacks and drinks.

You can take these drinks and snacks into the theatre with you.

1st floor toilet




Image Description: Hallway with a partially open blue door to an all-gender accessible toilet, evacuation diagram, stool, and visible seating area beyond.

There is one accessible toilet situated on the 1st floor, opposite the bar.

Seating

The Playhouse theatre has designated seating. On your ticket, there will be a

- DOOR number
- and a
- SEAT number

The Door number will tell you which door to enter through. There are signs either side of level 1 that will tell you where each Door number entrance is.



Image Description: Interior wall with "DOORS 1, 3, 5" signage and arrow, carpeted floor, and partial view of a window and bench.

There will be a staff member at each door, who will ask to see your ticket again. They will check you are entering through the correct door.



Image Description: Close-up of a patterned auditorium seat with armrests and a metal number plate reading "2," surrounded by similar seats.

The seat number will tell you where to sit. You will find the seat number on the chairs.

You may have to shuffle past people to find your seat.

Attending with children

For safety reasons prams are not allowed in the theatre. Speak to Darwin Entertainment Centre staff who can show you where to leave them safely.

Children under 2 do not need a ticket, but will not be allocated a seat. They must sit on a lap.

The Performance



Image Description: A person stands on a large stage with a white backdrop and black curtains, facing an audience seated in red auditorium chairs.

The performance will take place on the stage.

When it is time for the performance to start the lights will dim and a voice over narration will play. The audience area will become quite dark.

There will be lights on the stage, and performers will enter.



Image Description: A performer in a dramatic black feathered costume stands on stage with red curtains; another person in black is crouched behind.

This character is the **Black Swan**, and will sometimes look like this (above).

The Black Swan thinks she is in love with the Prince but later, she falls in love with the White Swan.



Image Description: A person in a gold bodysuit with a frilled collar sweeps feathers on stage, set against dark curtains.

This is the **Ugly Duckling/White Swan**.

At the beginning of the performance, this character is the Ugly Duckling. Over time, she changes into the White Swan.

She is also in love with the Prince, but later falls in love with the Black Swan.



Image Description: Two acrobats perform a balancing act, with one upside down on the other's head, set against golden curtains.

The **Prince** first falls in love with the Ugly Duckling.

He is also drawn to the Black Swan and feels torn between them.

In the end, both the White and Black Swan reject him, and the prince is left alone.



Image Description: A barefoot performer in a black and red outfit spins multiple hula hoops on stage, set against a dark background.

This is the **Fairy Swan Mother**.

The Fairy Swan Mother acts like Cupid, a character from old stories who helps people fall in love. She helps the White and Black Swans discover their love for each other.

Acts

The performance is split into three sections, call 'acts.' There will be no break between the acts.

Act 1: The Palace - A Dream

The Prince's birthday is being celebrated with music and dancing. The Prince meets the Ugly Duckling and, helped by the Fairy Swan Mother, they fall in love.

But reality sets in. A duck and a royal prince can't be together. The Duck Army arrives to comfort the Ugly Duckling.

Then, the Black Swan appears, bringing mystery and change. At the royal ball, the Prince and Black Swan are celebrated but something feels off.

In this act, there is a duet where the Black Swan walks over another performer's body while wearing high heels.



Image Description: Two performers on stage with red curtains; one lies on the floor while the other, in black feathered wings, stands holding a leg aloft.

Act 2: The Lake

The scene shifts to a lake filled with swans.

We see what is happening both above and below the water. Feeling hopeless, the Ugly Duckling throws herself into the group but instead of sinking, she begins to fly. She is a swan.

The Black Swan returns, and the two swans fall deeply in love. The Prince is heartbroken as the two swans fly away together.

Act 3: The Theatre



Image Description: Two performers crouching on stage rolling up mats. There is a blue light in the background

We see a glimpse of what swans are like in the natural world.

The performers begin to pack up the stage – this is part of the performance.

It's here that true identities are revealed, and a different kind of magic comes to life, one that doesn't rely on swans, tutus, or fairy-tale spells, but something more real and human.

The Ending and exiting The Playhouse theatre

After the story ends, the performers will come to the front of the stage and take a bow. The audience may clap to show appreciation. Some people may stand and clap, but this is optional.

When the performance is over, the stage lights will go dark, and the audience lights will come on.

Everyone will exit the theatre the same way they entered. It may take time to leave, as there will be many people exiting at once.

Access Program proudly supported by

